

## GigaDuct - Fibre Raceway System

















### Supporting Hardware

#### Application/Product Description

To support the installation of GigaDuct Fibre Raceway System, HellermannTyton offers a comprehensive range of fixtures and fittings which give flexible mounting options suitable for most installation environments.

#### Features and Benefits:

- Variety of mounting options to support different installation environments
- High quality steel fabrications
- Mounting brackets to support underfloor, basket, ladder, threaded rod and wall installations

PART CODE	Image	Description		DUCT SIZE				
				50 X 50	100 X 100	200 X 100	300 X 100	
LGA-UFME		<b>Underfloor Kits</b> These kits mount to round underfloor structures to support duct installations. Long 230mm, Short 130mm. <i>The maximum diameter of supporting pipe is 25mm OD.</i>	Short	YES	YES	NO	NO	
LGA-UFMD			Long	YES	YES	YES	YES	
LGA-TRB-CSS		<b>Centre Supports</b> The centre support brackets connect to threaded rod at the bottom, supporting duct from the tops of cabinets or other surfaces. <i>The maximum rod size is 16mm. Threaded rod is not included.</i>	Short	YES	YES	NO	NO	
LGA-TRB-CSL			Long	YES	YES	YES	YES	
LGA-TRB-SRS		<b>Rod Supports</b> Single and double rod support brackets are flat, accessories relying on either one or two threaded rods to suspend the duct from a ceiling or other structure. <i>The maximum rod size is 16mm. Threaded rod is not included.</i>	Single	YES	YES	NO	NO	
LGA-TRB-DRL			Double	YES	YES	YES	YES	
LGA-LRBL		<b>Ladder Brackets</b> These brackets attach to the side rails of overhead ladder racks to support the GigaDuct duct alongside copper or power cables.	Long	YES	YES	YES	YES	
LGA-LRBS			Short	YES	YES	NO	NO	
LGA-BTBL		<b>Basket Brackets</b> These brackets attach to the side rails of basket trays to support the GigaDuct.	Long	YES	YES	YES	YES	
LGA-BTBS			Short	YES	YES	NO	NO	
LGA-UMBL		<b>Universal Brackets</b> Designed to provide the flexibility to be used in a wide range of applications, most commonly in wall mount installations. Three widths are available, as well as a diagonal support brace to provide additional reinforcement for the long universal bracket.	Long	YES	YES	YES	YES	
LGA-UMBM			Medium	YES	YES	YES	YES	
LGA-UMBS			Short	YES	YES	NO	NO	
LGA-UMBSBL		<b>Universal Support Brace</b>	Long	YES	YES	YES	YES	
LGA-CB-H		<b>M6 x 20mm Coach Bolt and Nuts</b> Nuts and bolts are used in cases where a manual joiner is being applied.						
LGA-CY-H		<b>Yellow Protective Cap</b> Caps are particularly useful in protecting end points of fibre duct installations.						