


Z-MAX® 6A SHIELDED OUTLETS

The shielded Z-MAX outlet offers best-in-class performance in every critical specification, exceeding all Category 6A performance requirements, including alien crosstalk. Its innovative features not only speed and simplify termination, but remove installation variability for consistently high and repeatable performance — every termination, every time!

Compact — Slim and side-stackable for high-density applications. Supports “pass-thru” feature to mount from the front or rear of a faceplate




Fastest Termination Time — Zero-Cross™ termination module and Z-TOOL™ termination process combine for best-in-class termination time

Color Coding Capability — Bezel allows outlets to be color-coded for customer identification to match faceplates and other mounting accessories


High-Visibility Icon System — Printed icons allow designation for voice / data applications and also provide an additional color coding option

Guided Termination Features — Linear lacing channels guide correct conductor placement while 2-sided color-coding provides wiring verification before and after lacing



Robust Hinged Cable Retention — Clip accommodates multiple cable diameters

Compliant — Is compliant with UL2043 and is appropriate for use in air handling spaces



Contact Integrity — Featuring Siemon's patented crowned jack contact geometry that improves electrical and mechanical performance and ensures that any jack or plug contact damage due to arcing caused by unmating under PoE load occurs well away from the final mated contact position.



Flexibility and Simplified Ordering

A single hybrid outlet supports both angled and flat mounting orientations.



Enhanced Shielding Effectiveness

High level of shielded effectiveness exceeds ISO 360 degree shielding requirements via die cast housing and hinged cable retention/grounding clip.



100% Jack-to-Jack Plastic Isolation

Plastic bezels prevent contact between metal housings when side stacking to ensure ground quality and ANEXT performance.



Quick-Ground™ Termination

Cable shield is automatically terminated to the outlet without additional steps.



Spring Door Option

Minimizes exposure to dust and other contaminants.

STANDARDS COMPLIANCE

- ANSI/TIA-568.2-D
- ISO/IEC 11801-1
- ETL Tested
- IEEE 802.3an
- IEEE 802.3af (Type 1)
- IEEE 802.3af (Type 2)
- IEEE 802.3bt (Type 3 and Type 4)
- ANSI/TIA 1096-A
- IEC 60603-7-51
- IEC 60512-99-001 (3rd party verified)

PRODUCT INFORMATION

Performance Specifications:

ELECTRICAL	
Contact Resistance	20 mΩ
Input to Output Resistance	200 mΩ
Min. Dielectric Withstand Voltage (contact to contact)	1000 V DC or AC peak
Min. Dielectric Withstand Voltage	1500 V DC or AC peak
Insulation Resistance	500 mΩ
Compatibility	Backwards to cat 5e and cat 6
Current Rating	1.5 A
PoE	Suitable for PoE and PoE+
MECHANICAL — GENERAL	
Operating Temperature	-10 to 60 °C (14 to 140 °F)
Flammability Rating	UL 94 V-0
Green Features	RoHS, lead-free, halogen-free, PVC free
Housing Material	Zinc die cast
Contact Materials	Copper alloy, plated with 50 micro inches (1.27 micron) minimum thick gold or equivalent at contact interface
Plastic Materials	Flame retardant thermoplastic
Dimensions (LxWxH)	41.2x14.5x21.1mm (1.6x.570x.832 in.)
Shield	360 degree enclosure
MECHANICAL — JACK	
Number of Plug Insertion Cycles	2500
Min. Plug Retention Force	50N (11.24 lbf)
Plug Compatibility	Compatible with RJ45 (8-position) or RJ11 (6-position) plugs

MECHANICAL — TERMINATION	
Wire Size Range (nominal)	22-26 AWG solid and stranded
Wire Insulation Diameter Range (max)	1.48mm (0.058 in.)
Conductor OD Size (max)	0.60mm (0.023 in.)
Cable OD (max)	9mm (0.354 in.)
Re terminations	5
Wiring	T568A/B

Each Z-MAX 6A hybrid outlet includes 1 printed icon set with the following color/print options.



- | | |
|-------------------------------|--------------------------------|
| 1 - Red Data | 1 - Red Voice |
| 1 - Blue Data | 1 - Blue Voice |
| 1 - Bezel Color-Matching Data | 1 - Bezel Color-Matching Voice |
| 1 - White Blank | 1 - Bezel Color-Matching Blank |

Ordering Information:

Z6A-S(X)(XX)(X) Shielded Z-MAX 6A outlet, T568A/B

Mounting Style	Bezel Color	Door Option
(Blank) = Hybrid Flat/Angled	01= Black	(Blank) = No Door
K = Keystone	02= White	D = Door (Hybrid only)
	03= Red	
	04= Gray	
	05= Yellow	
	06= Blue	
	07= Green	
	09= Orange	
	20= Ivory	
	80= Light Ivory	

Outlet terminates S/FTP, F/FTP and F/UTP cable constructions with 22 – 26 AWG (0.64 – 0.51mm) solid and 26 AWG (0.48mm) stranded conductors, with up to 0.60mm diameter conductors and up to 1.48mm diameter over insulation.

Add "D" to end of part number for spring door option.

Ⓢ Add "B" to end of part number for bulk project pack of 100 modules (hybrid modules include icons).

For additional resource information:

Visit our web site at www.siemon.com

Because we continuously improve our products, Siemon reserves the right to change specifications and availability without prior notice.

Worldwide Headquarters
North America
 Watertown, CT USA
 Phone (1) 860 945 4200

Regional Headquarters
Europe Russia Africa
 Chertsey, Surrey, England
 Phone (44) 0 1932 571771

Regional Headquarters
China
 Shanghai, P.R. China
 Phone (86) 215385 0303

Regional Headquarters
Latin America
 Bogota, Colombia
 Phone (571) 657 1950/51/52

Regional Headquarters
India Middle East
 Dubai, United Arab Emirates
 Phone (971) 4 3689743

Regional Headquarters
Asia Pacific
 Sydney, Australia
 Phone (61) 2 8977 7500

Siemon Interconnect Solutions
Watertown, CT USA
 Phone (1) 860 945 4213 US
www.siemon.com/SIS